

**General information about company**

Scrip code	
Name of the company	NIDHI SERVICES LIMITED
Class of Security	Equity Shares
Type of report	Quarterly
Quarter Ended	31-12-2017
Date of allotment / extinguishment (in case Capital Restructuring selected) / Listing Date	
Shareholding pattern filed under	Regulation 31 (1) (b)

*W. J. Council*



Sr. No.	Particular	Yes/No
1	Whether the Listed Entity has issued any partly paid up shares?	No
2	Whether the Listed Entity has issued any Convertible Securities ?	No
3	Whether the Listed Entity has issued any Warrants ?	No
4	Whether the Listed Entity has any shares against which depository receipts are issued?	No
5	Whether the Listed Entity has any shares in locked-in?	No
6	Whether any shares held by promoters are pledge or otherwise encumbered?	No
7	Whether company has equity shares with differential voting rights	No

*Approved*




Table I - Summary Statement holding of specified securities

Category (I)	Category of shareholder (II)	Nos. of shareholders (III)	No. of fully paid up equity shares held (IV)	No. of Partly paid-up equity shares held (V)	No. of shares underlying Depository Receipts (VI)	Total nos. shares held (VII) = (IV)+(V)+(VI)	Shareholding as a % of total no. of shares (calculated as per SCRR, 1957) (VIII) As a % of (A+B+C2)	Number of Voting Rights held in each class of securities (IX)			No. of Shares Underlying Outstanding convertible securities (including Warrants) (X)	Shareholding, as a % assuming full conversion of convertible securities (as a percentage of diluted share capital) (XI) = (VII)+(X) As a % of (A+B+C2)	Number of Locked in shares (XII)		Number of Shares pledged or otherwise encumbered (XIII)		Number of equity shares held in dematerialized form (XIV)	
								No of Voting Rights					Total as a % of (A+B+C)	No. (a)	As a % of total Shares held (b)	No. (a)		As a % of total Shares held (b)
								Class eg: X	Class eg: Y	Total								
(A)	Promoter & Promoter Group	0	0	0	0	0	0	0		0	0	0	0	0	0	0	0	
(B)	Public	511	1500000	0	0	1500000	100	1500000		1500000	100	0	0		NA		698100	
(C)	Non Promoter - Non Public														NA			
(C1)	Shares underlying DRs						NA								NA			
(C2)	Shares held by Employee Trusts	0	0	0	0	0	0	0		0	0	0	0		NA		0	
	<b>Total</b>	511	1500000	0	0	1500000	100	1500000	0	1500000	100	0	0				698100	

*Handwritten signature*




Table II - Statement showing shareholding pattern of the Promoter and Promoter Group

	Category & Name of the shareholders (I)	PAN (II)	Nos. of shareholders (III)	No. of fully paid up equity shares held (IV)	Partly paid-up equity shares held (V)	No. of shares underlying Depository Receipts (VI)	Total nos. shares held (VII) = (IV)+(V)+(VI)	Shareholding % calculated as per SCRR, 1957 As a % of (A+B+C2) (VIII)	Number of Voting Rights held in each class of securities (IX)				No. of Shares Underlying Outstanding convertible securities (including Warrants) (X)	Shareholding, as a % assuming full conversion of convertible securities (as a percentage of diluted share capital) (XI) = (VII)+(X) As a % of (A+B+C2)	Number of Locked in shares (XII)		Number of Shares pledged or otherwise encumbered (XIII)		Number of equity shares held in dematerialized form (XIV)	
									No of Voting Rights			Total as a % of Total Voting rights			No. (a)	As a % of total Shares held (b)	No. (a)	As a % of total Shares held (b)		
									Class X	Class Y	Total									
<b>1</b>	Indian																			
(a)	Individuals / Hindu Undivided Family						0		0	0	0									0
(b)	Central Government / State Government (s)						0		0	0	0									0
(c)	Financial Institutions / Banks						0		0	0	0									0
(d)	Any other (specify)						0		0	0	0									0
	Sub-Total (A)(1)			0	0	0	0	0.00000000	0	0	0	0.00000000	0	0.00000000	0	0	0	0	0	0
<b>2</b>	Foreign																			
(a)	Individuals (Non-Resident Individuals/ Foreign Individuals)						0		0	0	0									0
(b)	Government						0		0	0	0									0
(c)	Institutions						0		0	0	0									0
(d)	Foreign Portfolio Investor						0		0	0	0									0
(e)	Any other (specify)						0		0	0	0									0
	Sub Total (A) (2)			0	0	0	0	0.00000000	0	0	0	0.00000000	0	0.00000000	0	0	0	0	0	0
	<b>Total Shareholding of Promoter and Promoter Group (A) = (A)(1)+(A)(2)</b>			0	0	0	0	0.00000000	0	0	0	0.00000000	0	0.00000000	0	0	0	0	0	0

Note:  
 (1) PAN would not be displayed on website of Stock Exchange(s).  
 (2) The term "Encumbrance" has the same meaning as assigned under regulation 2B(3) of SEBI (Substantial Acquisition of Shares and Takeovers) Regulations, 2011.

*Approved*  


Table III - Statement showing shareholding pattern of the Public shareholder

1	Category & Name of the shareholders (i)	PAN (ii)	Nos. of shareholders (iii)	No. of fully paid up equity shares held (iv)	Partly paid-up equity shares held (v)	No. of shares underlying Depository Receipts (vi)	Total nos. shares held (vii) = [(iv)+(v)+(vi)]	Shareholding % calculated as per SCRR, 1957 As a % of (A+B+C2) (viii)	Number of Voting Rights held in each class of securities (ix)				No. of Shares Underlying Outstanding convertible securities (including Warrants) (x)	Total Shareholding, as a % assuming full conversion of convertible securities (as a percentage of diluted share capital) (xi)	Number of Locked in shares (xii)		Number of Shares pledged or otherwise encumbered (xiii)		Number of equity shares held in dematerialized form (xiv)
									No of Voting Rights			Total as a % of Total Voting rights			No.	As a % of total Shares held	No. (Not applicable) (a)	As a % of total Shares held (Not applicable) (b)	
									Class X	Class Y	Total								
(a)	Mutual Funds		0	0	0	0	0	0.00	0	0	0	0	0	0	0	0	0	0	0
(b)	Venture Capital Funds		0	0	0	0	0	0.00	0	0	0	0	0	0	0	0	0	0	0
(c)	Alternate Investment Funds		0	0	0	0	0	0.00	0	0	0	0	0	0	0	0	0	0	0
(d)	Foreign Venture Capital Investors		0	0	0	0	0	0.00	0	0	0	0	0.00	0	0	0	0	0	0
(e)	Foreign Portfolio Investors		0	0	0	0	0	0.00	0	0	0	0	0.00	0	0	0	0	0	0
(f)	Financial Institutions/ Banks		0	0	0	0	0	0.00	0	0	0	0	0.00	0	0	0	0	0	0
(g)	Insurance Companies		0	0	0	0	0	0.00	0	0	0	0	0.00	0	0	0	0	0	0
(h)	Provident Funds/ Pension Funds		0	0	0	0	0	0.00	0	0	0	0	0.00	0	0	0	0	0	0
(i)	Any Other (specify)		0	0	0	0	0	0.00	0	0	0	0	0.00	0	0	0	0	0	0
	Sub Total (B) (1)		0	0	0	0	0	0.00	0	0	0	0	0.00	0	0	0	0	0	0
2	Central Government/ State Government(s)/ President of India		0	0	0	0	0	0.00	0	0	0	0	0.00	0	0	0	0	0	0
	Sub Total (B) (2)		0	0	0	0	0	0.00	0	0	0	0	0.00	0	0	0	0	0	0
3	Non-Institutions																		
(a)	Individuals																		
	i. Individual shareholders holding nominal share capital up to Rs. 2 lakhs.		482	157200	0		157200	10.48	157200	0	157200	10.48	0	10.48	0		NA		12000
	ii. Individual shareholders holding nominal share capital in excess of Rs. 2 lakhs.		26	934200	0		934200	62.28	934200	0	934200	62.28	0	62.28	0		NA		277500
	UDIT AGARWAL	ADBPA0661H	1	149400	0		149400	9.96	149400	0	149400	9.96	0	9.96	0		NA		149400
	ANILU AGARWAL	ALSPA2047K	1	128100	0		128100	8.54	128100	0	128100	8.54	0	8.54	0		NA		128100
	SEPI WADHWAN		1	29700	0		29700	1.98	29700	0	29700	1.98	0	1.98	0		NA		29700

*Signature*  


ASHOK JAIN	1	24300	0	24300	1.62	24300	0	24300	1.62	0	1.62	0	NA	0
ABIR WADHWIA	1	25500	0	25500	1.70	25500	0	25500	1.70	0	1.70	0	NA	0
DLEPAK JAIN	1	29100	0	29100	1.94	29100	0	29100	1.94	0	1.94	0	NA	0
HIMENDRA KUMAR JAIN	1	29700	0	29700	1.98	29700	0	29700	1.98	0	1.98	0	NA	0
XUNTI JAIN	1	29700	0	29700	1.98	29700	0	29700	1.98	0	1.98	0	NA	0
MAHENDRA KUMAR JAIN	1	23400	0	23400	1.56	23400	0	23400	1.56	0	1.56	0	NA	0
MEERA DEVI SARAF	1	29700	0	29700	1.98	29700	0	29700	1.98	0	1.98	0	NA	0
MANOJ JALAN	1	29700	0	29700	1.98	29700	0	29700	1.98	0	1.98	0	NA	0
NAVJIDUL ISLAM KHAN	1	23400	0	23400	1.56	23400	0	23400	1.56	0	1.56	0	NA	0
RAJIV WADHWIA	1	29700	0	29700	1.98	29700	0	29700	1.98	0	1.98	0	NA	0
R.C. AGARWAL	1	24300	0	24300	1.62	24300	0	24300	1.62	0	1.62	0	NA	0
RAM PRAVESH AGARWAL	1	29700	0	29700	1.98	29700	0	29700	1.98	0	1.98	0	NA	0
RISHI AGARWAL	1	29700	0	29700	1.98	29700	0	29700	1.98	0	1.98	0	NA	0
RAJEEV JAIN	1	24300	0	24300	1.62	24300	0	24300	1.62	0	1.62	0	NA	0
RAJ KUMAR SARAF	1	29700	0	29700	1.98	29700	0	29700	1.98	0	1.98	0	NA	0
RAJESH JAIN	1	28500	0	28500	1.90	28500	0	28500	1.90	0	1.90	0	NA	0
RAJNISH JAIN	1	29700	0	29700	1.98	29700	0	29700	1.98	0	1.98	0	NA	0
SHARAD JAIN	1	24300	0	24300	1.62	24300	0	24300	1.62	0	1.62	0	NA	0
SABHA KHAN	1	24300	0	24300	1.62	24300	0	24300	1.62	0	1.62	0	NA	0
SIDHARTHA AGARWAL	1	29400	0	29400	1.96	29400	0	29400	1.96	0	1.96	0	NA	0
SANGEETA AGARWAL	1	24900	0	24900	1.66	24900	0	24900	1.66	0	1.66	0	NA	0
SUBHASH CHAND JAIN	1	29700	0	29700	1.98	29700	0	29700	1.98	0	1.98	0	NA	0
SITA DEVI	1	24300	0	24300	1.62	24300	0	24300	1.62	0	1.62	0	NA	0

*lally*



(h)	NBFCs registered with RBI					0		0		0			0			0	NA		
						0		0	0	0			0			0	NA		
(i)	Employee Trusts					0		0		0			0			0	NA		
						0		0	0	0			0			0	NA		
(j)	Overseas Depositories (holding DRs) (balancing figure)					0		0	0	0			0			0	NA		
						0		0	0	0			0			0	NA		
(k)	Any Other (specify)																		
	NRI (Repat & Non Repat)		0	0	0	0		0.00	0	0	0	0.00	0	0	0.00	0	0	NA	0
						0		0	0	0			0			0	0	NA	0
	OCB's		0	0	0	0		0.00	0	0	0	0.00	0	0	0.00	0	0	NA	0
						0		0	0	0			0			0	0	NA	0
	Trust		0	0	0	0		0.00	0	0	0	0.00	0	0	0.00	0	0	NA	0
						0		0	0	0			0			0	0	NA	0
	Hindu Undivided Family		1	121800	0	121800		8.12	121800	0	121800	8.12	0	8.12	0	0	NA	121800	
	RAM NARESH AGARWAL	AAHHR840A	1	121800	0	121800		8.12	121800	0	121800	8.12	0	8.12	0	0	NA	121800	
	Clearing Members		0	0	0	0		0.00	0	0	0	0.00	0	0.00	0	0	NA	0	
						0		0	0	0			0			0	0	NA	0
	Other Body Corporates		2	286800	0	286800		19.12	286800	0	286800	19.12	0	19.12	0	0	NA	286800	
	AGARWAL & AGARWAL PRIVATE LIMITED	AAAC5161D	1	148800	0	148800		9.92	148800	0	148800	9.92	0	9.92	0	0	NA	148800	
	LEGEND MARKETING PVT LTD	AAAC10020E	1	138000	0	138000		9.20	138000	0	138000	9.20	0	9.20	0	0	NA	138000	
	Market Makers		0	0	0	0		0.00	0	0	0	0.00	0	0.00	0	0	NA	0	
						0		0	0	0			0			0	0	NA	0
	Employee		0	0	0	0		0.00	0	0	0	0.00	0	0.00	0	0	NA	0	
						0		0	0	0			0			0	0	NA	0
	Other Directors		0	0	0	0		0.00	0	0	0	0.00	0	0.00	0	0	NA	0	
						0		0	0	0			0			0	0	NA	0
	Sub Total (B) (3)		511	1500000	0	1500000		100.00	1500000	0	1500000	100.00	0	100.00	0	0	NA	898100	
						0		0	0	0			0			0	0	NA	0
	Total Public Shareholding (B) = (B)(1)+(B)(2)+(B)(3)		511	1500000	0	1500000		100.00	1500000	0	1500000	100.00	0	100.00	0	0	NA	898100	

Notes:

(1) PAN would not be displayed on website of Stock Exchange(s).

(2) The above format needs to be disclosed along with the name of following persons: ... Institutions/Non Institutions holding more than 1% of total number of shares.

(3) W.r.t. the information pertaining to Depository Receipts, the same may be disclosed in the respective columns to the extent information available and the balance to be disclosed as held by custodian.




Table IV - Statement showing shareholding pattern of the Non Promoter- Non Public shareholder

	Category & Name of the shareholders (I)	PAN (II)	Nos. of shareholders (III)	No. of fully paid up equity shares held (IV)	Partly paid-up equity shares held (V)	No. of shares underlying Depository Receipts (VI)	Total nos. shares held (VII) = (IV)+(V)+(VI)	Shareholding % calculated as per SCRR, 1957 As a % of (A+B+C2) (VIII)	Number of Voting Rights held in each class of securities (IX)				No. of Shares Underlying Outstanding convertible securities (including Warrants) (X)	Total Shareholding, as a % assuming full conversion of convertible securities (as a percentage of diluted share capital) (XI)	Number of Locked in shares (XII)		Number of Shares pledged or otherwise encumbered (XIII)		Number of equity shares held in dematerialized form (XIV) (Not Applicable)	
									No of Voting Rights			Total as a % of Total Voting rights			No.	As a % of total Shares held	No. (Not applicable)	As a % of total Shares held (Not applicable)		
									Class X	Class Y	Total									
1	Custodian/DR Holder																			
(a)	Name of DR Holder (if available)																			NA
(i)	Name 1																			NA
(ii)	Name 2																			NA
2	Employee Benefit Trust (under SEBI (Share based Employee Benefit) Regulations, 2014)																			NA
	Name																			NA
	Total Non-Promoter- Non Public Shareholding (C)= (C)(1)+(C)(2)																			NA

Note:

(1) PAN would not be displayed on website of Stock Exchange(s).

(2) The above format needs to disclose name of all holders holding more than 1% of total number of shares

(3) W.r.t. the information pertaining to Depository Receipts, the same may be disclosed in the respective columns to the extent information available

